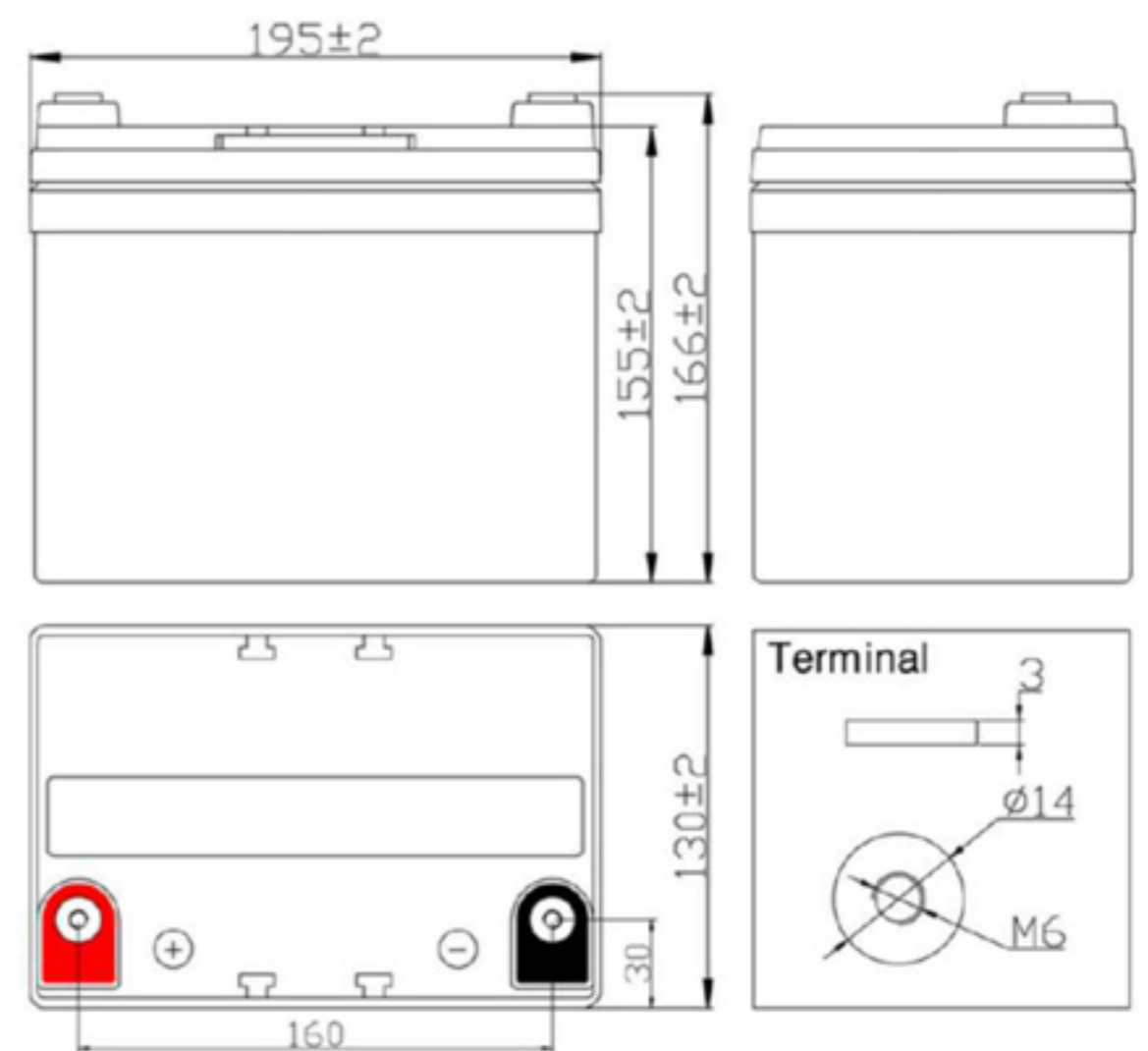


Specification

Nominal Voltage (V)	12V (6 cells in series)	
Rated Capacity	33.0Ah	(C ₁₀ , 1.80V/cell)
Dimensions(mm)	Length	195 ± 2 mm
	Width	130 ± 2 mm
	Height	155 ± 2 mm
	Total Height	166 ± 2 mm
Nominal Capacity @25°C (Ah)	20 Hour rate (1.769A to 10.8 volts)	35.3Ah
	10 Hour rate (3.333A to 10.8 volts)	33.3Ah
	5 Hour rate (5.706A to 10.8 volts)	28.5Ah
	1 Hour rate (20.89A to 10.5 volts)	20.8Ah
Approx. Weight	9.4 kg	
Terminal	T11	
Max.Discharge Current	264A @25°C (5s)	
Internal Resistance	10.5mΩ @25°C (Full Charged Battery)	
Floating Design Life	10 years @25°C	
Ambient Temperature	Charge: -15°C~50°C	
	Discharge: -20°C~60°C	
	Storage: -20°C~50°C	
Container Material	A.B.S , UL94-HB , UL94-V0 , Optional	
Self Discharge	VRLA batteries can be stored for more than 6 months at 25°C. Self-Discharge ratio less than 3% per month at 25°C. Please charge batteries before using.	


Certification

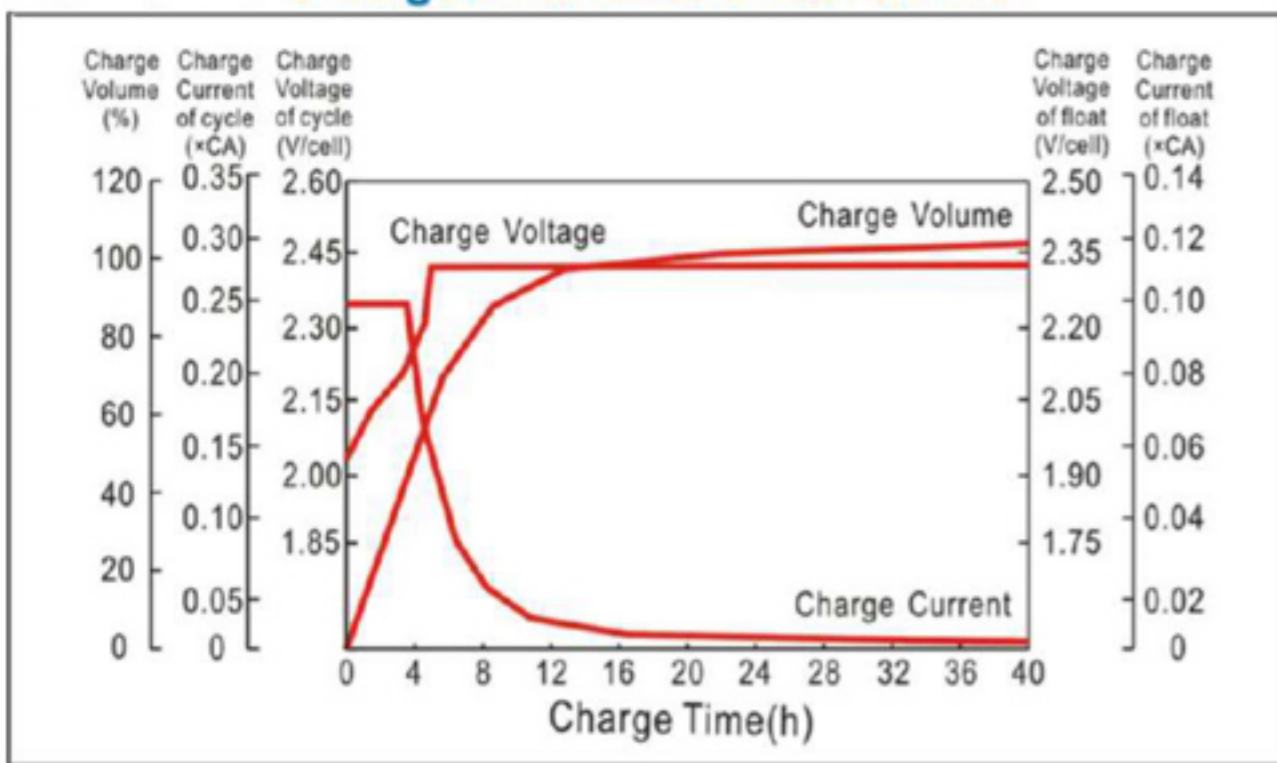
Constant Current Discharge Characteristics (A), (25°C)

F.V/TIME	5min	10min	15min	30min	60min	2H	3H	5H	8H	10H	20H
1.60V/cell	110.6	70.95	57.75	37.13	21.45	12.82	8.870	5.950	4.099	3.465	1.901
1.70V/cell	97.35	64.35	55.28	36.14	21.15	12.66	8.762	5.881	4.033	3.399	1.835
1.75V/cell	87.45	59.40	52.31	35.15	20.89	12.49	8.663	5.792	3.993	3.366	1.802
1.80V/cell	75.90	53.79	49.01	33.79	20.46	12.32	8.498	5.706	3.934	3.333	1.769

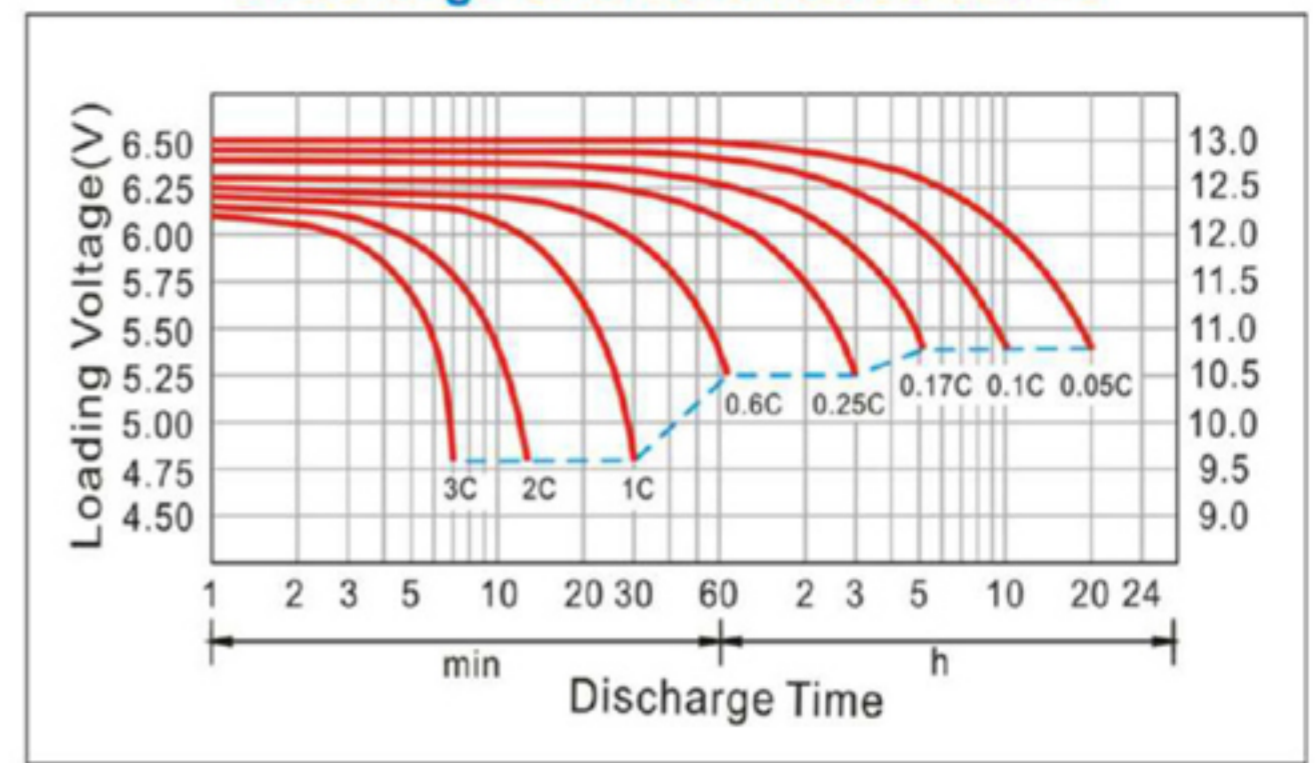
Constant Wattage Discharge Characteristics (Watt), (25°C)

F.V/TIME	5min	10min	15min	30min	60min	2H	3H	5H	8H	10H	20H
1.60V/cell	190.7	126.5	104.9	69.30	41.11	25.00	17.59	11.83	8.156	6.901	3.798
1.70V/cell	172.0	116.9	101.8	68.05	40.72	24.78	17.42	11.72	8.045	6.787	3.670
1.75V/cell	156.7	109.4	97.20	66.78	40.39	24.56	17.27	11.57	7.986	6.732	3.604
1.80V/cell	137.9	100.4	91.88	64.77	39.73	24.43	16.98	11.41	7.867	6.666	3.538

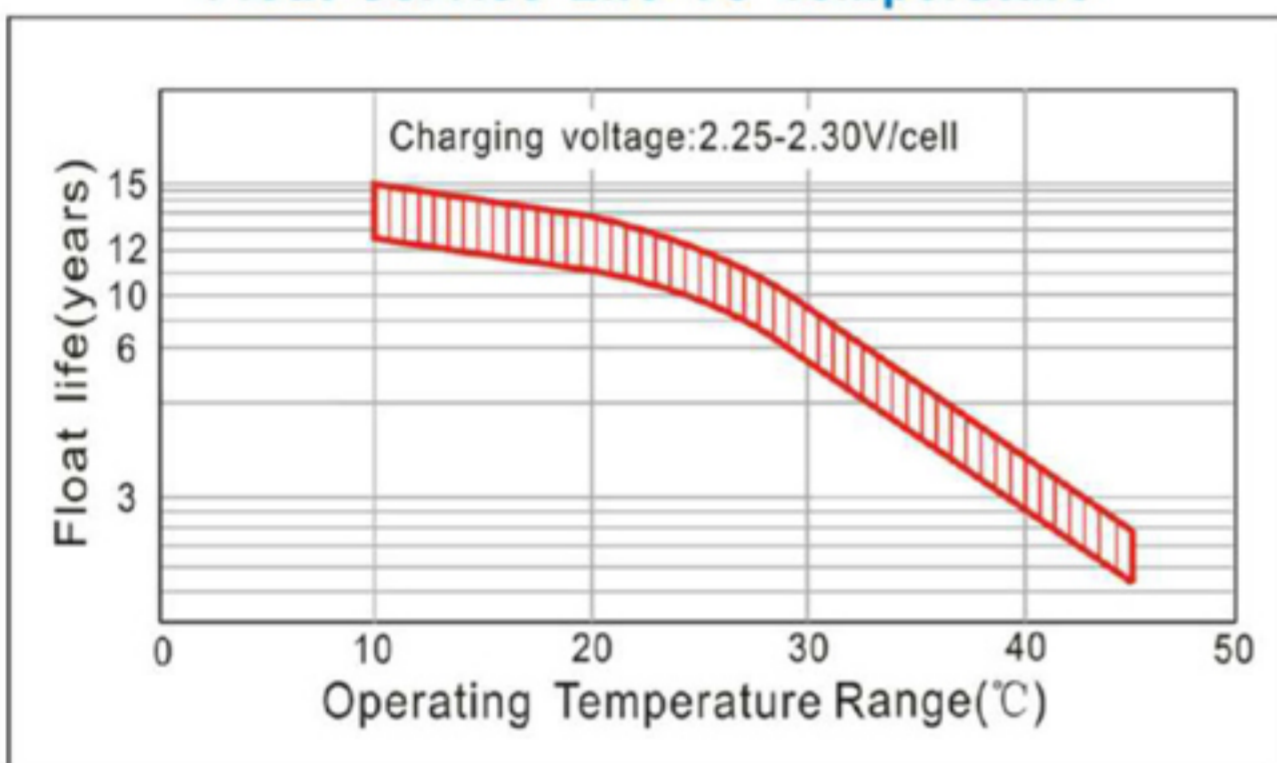
Charge Characteristics Curve



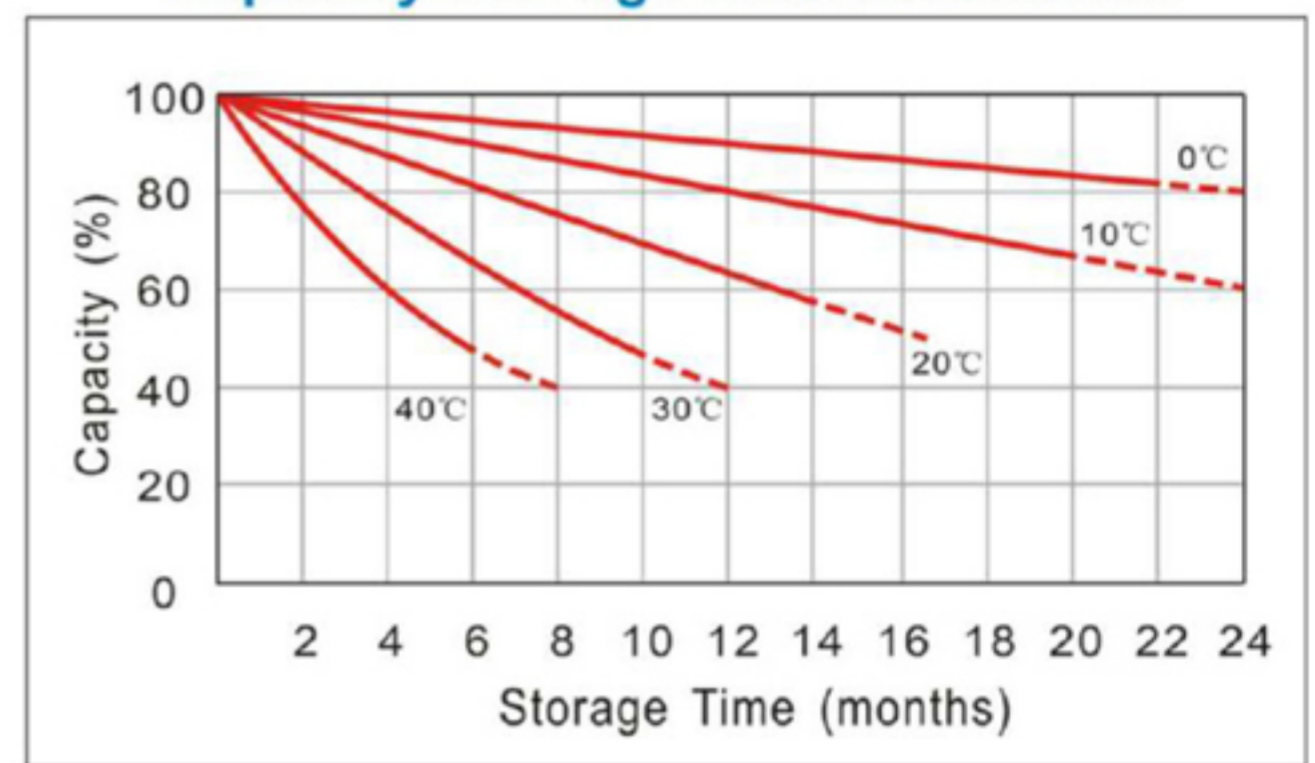
Discharge Characteristics Curve



Float Service Life VS Temperature



Capacity Storage Characteristics



Capacity Factors with Different Temperature

Battery type		-20°C	-10°C	0°C	5°C	10°C	20°C	25°C	30°C	40°C	45°C
GEL Battery	6V&12V	50%	70%	83%	85%	90%	98%	100%	102%	104%	105%
	2V	60%	75%	85%	88%	92%	99%	100%	103%	105%	106%
AGM Battery	6V&12V	46%	66%	76%	83%	90%	98%	100%	103%	107%	109%
	2V	55%	70%	80%	85%	92%	99%	100%	104%	108%	110%

Maintenance & Cautions

Charging Procedure:

Application	Charging method	Charge voltage at 25°C	Temperature compensation coefficient of charging voltage	Max.charging current	Temperature
For standby power source	Constant voltage charging (With current restriction)	2.25~2.3 V/cell	-3mV/°C/cell	0.2CA	-15~50°C
For cycle service		2.4~2.45V/cell	-4mV/°C/cell	0.3CA	

- Every month, recommend inspection every battery voltage.
- Every three months, recommend equalization charge for one time. **Equalization charge method:**
 Step 1: Discharge: 100% rate capacity discharge.
 Step 2: Charge: Max. Current 0.3CA, constant voltage 2.40~2.45V/Cell charge 24h.
- Length of service life will be directly affected by the number of discharge cycles, depth of discharge, Ambient temperature and charging voltage.
- Charge the batteries at least once every six months, if they are stored at 25°C. **Charging Method:**
 Constant Voltage : -0.2C × 2h + 2.4~2.45V/cell × 24h , Max. Current 0.25CA
 Constant Current : -0.2C × 2h + 0.1C × 12h
 Fast : -0.2C × 2h + 0.3C × 4h

Bolt	M5	M6	M8
Terminal	T3, T10	T4, T7, T11, T12, T13	T5, T6, T8, T9, T14
Torque	6~7N.m	8~10N.m	10~12N.m

Terminal of torque: